

1 User Profile & Settings

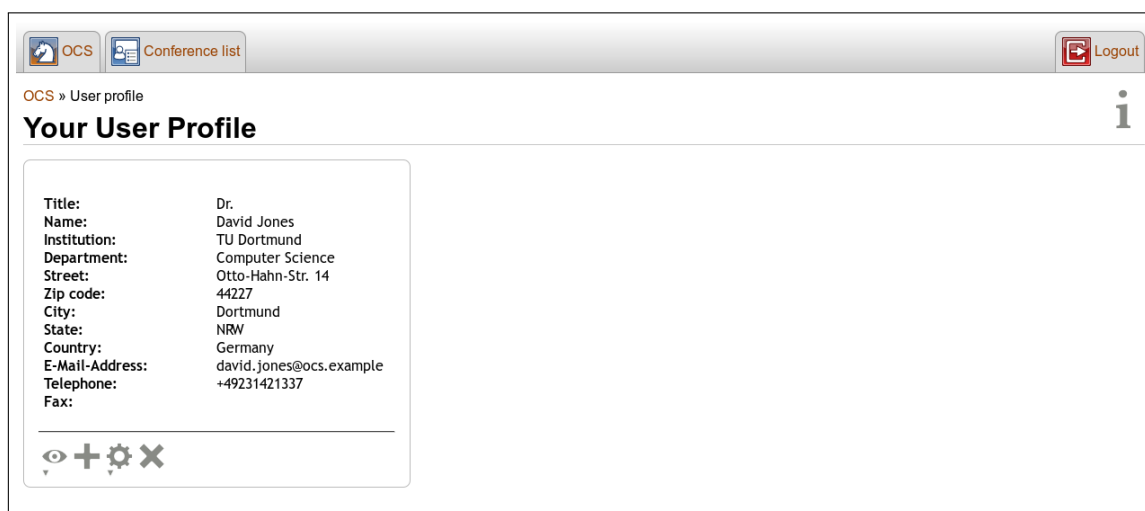
The user profile has three main functions:

- [displaying personal information](#)
- [editing personal settings](#)
- [coordinating messages and invitations](#)

The profile page renders the user and his activity in all participated conferences. It also is the initial point from which you set your personal settings and that holds private information, like your received messages.

1.1 Displayed Information

The user profile bears details on yourself and your activities in the conferences you participate in. The information on your conference activities are separated into a short global overview and a detailed list of roles for the different conference as well as related papers.



The known information on yourself are located in the upper part of your profile. You have the choice to give more information on your person. *PC Members* and *PC Chairs* will be able to see your

- name,
- primary e-mail address,
- institution and
- department.

OCS » Conference list » ApSci » User list » David Jones » User details

User details

Name: David Jones
E-Mail-Address: david.jones@ocs.example
Institution: TU Dortmund
Department: Computer Science

Aperture Science Workgroup

Roles: PC Member, Author
Authored papers (5): 001 002 003 005 006

OCS » Conference list » ApSci » User list » David Jones » User details

User profile Howtos User guide Imprint

This is an example of how your user profile will be displayed to other users. Since other user profiles can only be accessed by viewing them in relation to a conference, the information about the user activities in the concerning conference are also visible.

The visibility for another user is bound to their rights, e.g. another *Author* cannot see your e-mail address, submitted papers etc. but a *PC Chair* can, as shown in the image above.

Global

Participated conferences (3): ApSci
AppCha
Isola11
6

Authored papers: 6

Conferences

Aperture Science Workgroup

Roles: PC Member, Author
Authored papers (5): 001 002 003 005 006

Applied Chaostheories

Roles: PC Member

Isola 11

Roles: PC Member, Author
Authored papers (1): 001

OCS » Conference list » Isola11 » User profile

User profile Howtos User guide Imprint

The information on your participated conferences is splitted into two parts,

- the “Global” part and

- the “Conferences” part.

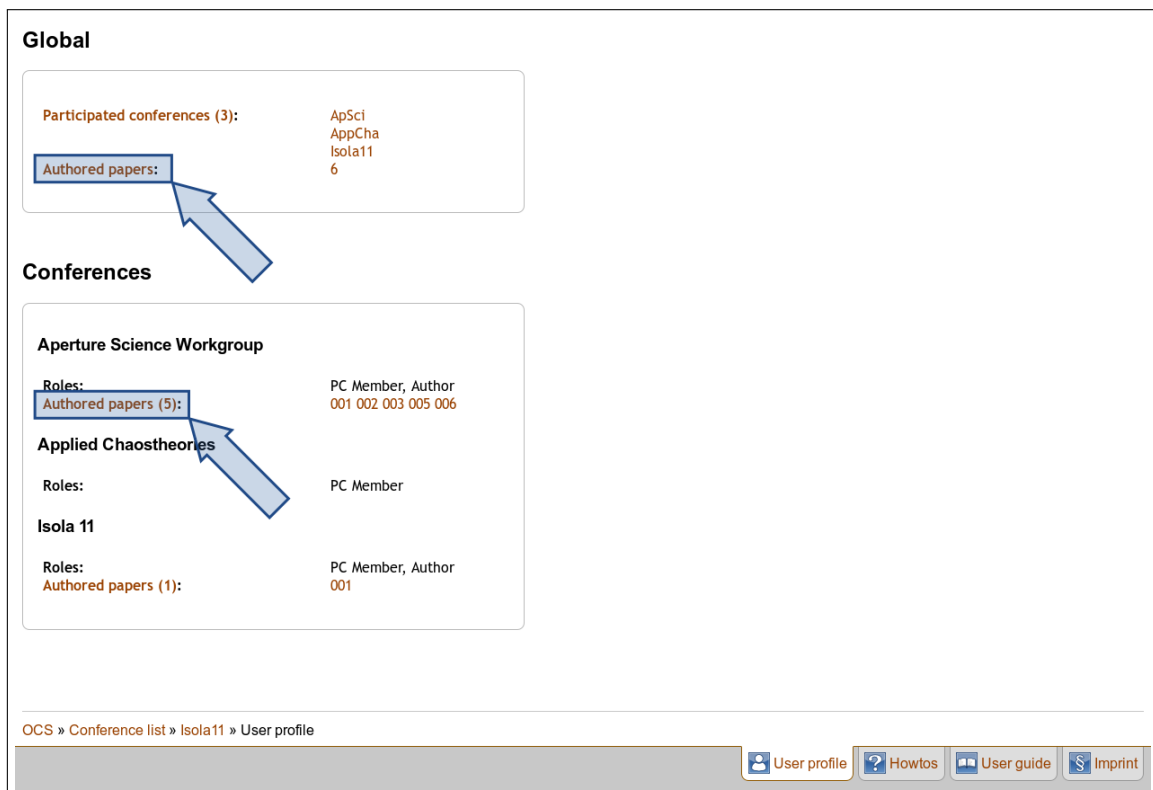
Both parts mostly consist of links to the corresponding page.



The global section contains a list of all conferences related to you, as well as the papers you authored etc.. You can click on any conference title to navigate to the concerning conference.



Clicking on **Participated conferences** directs to a list of these conferences.



There are **Authored papers** links located in the global as well as in the conferences section. Clicking the link in the global section will direct you to a list of all papers including you as an author. While the links in the conferences section will direct you to a similar page containing only data on the specific conference.

The information shown in the conference section of your profile alters with the roles you have. For example, if you have submitted at least one paper, there is also list of all submitted papers. If you are not author of any paper, the **authored papers** link is not available.

1.2 Personal Settings

OCS » User profile

Your User Profile

Title: Dr.
Name: David Jones
Institution: TU Dortmund
Department: Computer Science
Street: Otto-Hahn-Str. 14
Zip code: 44227
City: Dortmund
State: NRW
Country: Germany
E-Mail-Address: david.jones@ocs.example
Telephone: +49231421337
Fax:

Global

Participated conferences (4): ApSci, AppCha, EITC, Isola11
Submitted papers: 2
Authored papers: 7

The settings that your user profile conducts are

- **managing your e-mail addresses**

In addition to your already used “primary e-mail address”, you can add e-mail addresses that will also be connected to your OCS account. You can log in with any e-mail address you added to your e-mail addresses.

In addition, this makes it a lot easier for other users to submit papers with you, giving them the option to use any of your entered e-mail addresses.

- **managing your contact lists**

This option only appears after you created your first contact list. A contact list is a bundle of users and allows you to send a message to multiple users in a comfortable and quick way.

- **changing your password**

- **setting the language of the OCS**

You can choose whether you want the OCS pages to be in german or english language, as well falling back to the selection of those two, that are default language of your browser.


- **editing your profile data**


Here you have the option to change your user data. The latter does not include the conference-related data, which is collected automatically.

The information you name here will be used e.g. if you are listed in committee in a proceedings.





1.3 Coordinating Messages and Invitations



While notifications and invitations are sent to your primary e-mail address, the OCS also stores notifications in form of messages.

OCS » User profile 

Your User Profile 

Title:	Dr.
Name:	David Jones
Institution:	TU Dortmund
Department:	Computer Science
Street:	Otto-Hahn-Str. 14
Zip code:	44227
City:	Dortmund
State:	NRW
Country:	Germany
E-Mail-Address:	david.jones@ocs.example
Telephone:	+49231421337
Fax:	

View received messages

Participated conferences (4):	ApSci
	AppCha
	EITC
	Isola11
Submitted papers:	2
Authored papers:	7

You can get an overview of all received messages by clicking **View received messages** in the blue action menu. If you have pending invitations, you also have the choice to view them in order to accept or reject them.